



Accessories

In addition to the optional extras for children, other accessories include:

- 1 Cushioned cover set offers additional comfort.
- 2 Carry bag enables Aquila to be easily transported on your travels.
- 3 Centre sucker fixture kit offers a more stable fit to baths with anti-slip surfaces.
- 4 Height adapter kit provides an additional 1 inch (25mm) height, enabling the seat to reach the top of deep baths.
- 5 Telecare-Enabled Aquila allows remote access to a community alarm system*, giving additional reassurance in case of emergencies.



* Telecare-Enabled Aquila compatible with Tunstall Lifeline 400, 4000+ and Connect + home units only

Technical Specifications

Maximum user weight	140kg/22 stone/308lbs
Total product weight (excl. battery)	9.6kg/21.16lbs
Seat width	360mm/14.2in
Seat width with flaps open	718mm/28.2in
Maximum seat height	440mm/17.32in
Minimum seat height	75mm/2.95in
Overall length reclined	860mm/33.9in

Contact your local retailer/supplier or visit www.mountway.com for full product specifications.

Order codes

Item Order	Code
Aquila bath lift	AQLA
Telecare-Enabled Aquila	AQLAT
Cushioned cover set	AB225
Carry bag	AB250
Height adapter set	AB213
Centre sucker fixture kit	AB228
Pelvic harness (adult or child)	AB230 (adult) AB229 (child)
Thoracic harness (adult or child)	AB232 (adult) AB231 (child)
Side flap protector (single)	AB283
Side flap protector extension kit	AB284
Side flap protector extension kit (non-hooking)	AB287
Knee wedge	AB249
Pommel	AB248

Guarantee



Aquila's frame is guaranteed for 5 years and consumables such as the charger and suction feet for 2 years. The battery and all accessories are guaranteed for 1 year.

For more information or to order:

call: **0800 014 1852**
e-mail: mail@mountway.co.uk
or visit: www.mountway.com

mountway
bringing independence to life

With 30 years' experience, Mountway prides itself on 'bringing independence to life' with innovative products such as the Aquila bath lift.

Visit www.mountway.com or ask your local retailer/supplier for information on our other product solutions for independent living.



Enjoy a soothing, revitalising bath – safely, independently and in comfort!



aquila[®]
bath lift

Supportive reclining action

Compact and lightweight

Modern and hygienic

No complex and expensive adaptations

Easily adaptable for children



bathing and toileting

mountway[®]
bringing independence to life



Part number: ML1032 / Issue: 1; 06/11

Unwinding in a warm bath can be a wonderful treat after a hard day.


Are you struggling to get in and out of the bath? Is bathing no longer a pleasurable experience? The Aquila bath lift offers a safe and simple solution for taking you down and back up again at the touch of a button.

Its powered reclining backrest allows you to lean back whilst bathing and an impressive range of optional extras also make it suitable for children.

Supportive reclining action

Set your preferred sitting angle at the touch of a button and enjoy increased comfort and support with Aquila's extra-high backrest.

A space-saving design that optimises legroom and a seat that goes low to the bottom of the bath, both improve your immersion in water.



Compact and lightweight

One of the lightest reclining bath lifts available, Aquila can be effortlessly split into 2 lighter sections making it very practical to take in and out of the bath. It also folds flat for ease of carrying and storing.

Modern and hygienic

Aquila's smooth, streamlined design blends elegantly with any bathroom and makes it easily accessible for cleaning.



Safe and simple to use

Don't worry about electricity in your bathroom! Aquila is powered by a small and completely waterproof rechargeable battery hand control. This features large, easy-to-press buttons and a built-in monitoring system to indicate when recharging is needed*.

** Battery charger also supplied*



Adaptable for children

With a range of easy-to-fit accessories, Aquila also offers a therapeutic and fun-filled bathing experience for children, whilst reducing the heavy lifting for mum and dad!

Varying levels of postural support can be introduced through a multi-positional knee wedge, pommel and/or harnesses.



No complex and expensive adaptations

Suitable for most bath types, Aquila attaches securely to the contours of your existing bath with 4 large, swivelling suction feet.